

GF1500ST

Greenfire™ Extra Large See Through Gas Fireplace

AVAILABLE EARLY
2017

STANDARD FEATURES

- Natural gas
- Direct vent room sealed technology
- Wide landscape fire with 11 piece driftwood log set
- Realistic ceramic glowing ember bed
- Black enamel reflective side panels
- 2 x 3-speed fans independently operated
- Electronic ignition
- RF Remote control
- 10.8kW NG / 10.7kW LPG

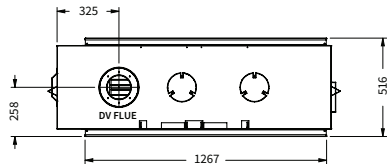
OPTIONS

- Contemporary fascia in black or brushed stainless steel
- Premium black glass fascia
- Clean edge finish in black or brushed stainless steel (no fascia required)
- Finishing trim for clean edge finish
- Black or stainless steel inner trim to mix and match
- LPG conversion kit
- Horizontal or vertical flue
- AstroCap™ Venting System for horizontal termination
- Heat distribution kit & air duct to distribute heat to other rooms

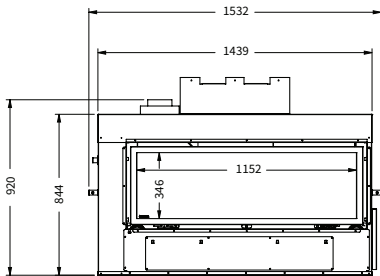
Technical Specifications (mm)

GF1500ST

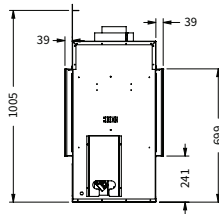
TOP VIEW



FRONT VIEW



SIDE VIEW



NOTE: Information is subject to change but accurate at the time of testing.

your Regency dealer

for your nearest dealer visit:
www.regency-fire.co.nz
or call 0800 161 161

4605-08/16