



Montrose shown with
clean edge install



Montrose shown with
4 sided fascia

Montrose

Non-Clean Air Large Wood Fireplace

Designed for modern living, the Regency Montrose will add ambience and enjoyment to any room. The large viewing glass with black etched edge provides an exceptional view of the fire whilst complementing the décor of any home. The Montrose is designed to fit into a custom built wall without a brick fireplace or chimney ensuring it can be featured in any room. As a slow combustion heater the unit can be controlled to maximize heat output as well as wood usage.

STANDARD FEATURES

- Large glass viewing area (790mm x 310mm)
- Single draft control with airwash
- Removable door handle tool
- 5mm steel firebox – lined with high quality firebrick
- Stainless steel andiron
- Clean front trim
- Zero clearance box included
- Low emissions: 1.2g/kg
- 62% efficiency

OPTIONS

- Black 4 sided fascia
- Slim line finishing trims available (15mm & 50mm)
- Base frame kit – raises unit 300mm on sturdy steel frame
- Heat distribution kit with flexible ducting, up to 2 can be used
- Outside air kit with flexible ducting
- Triple skin, zero clearance, wood fire flue kit available

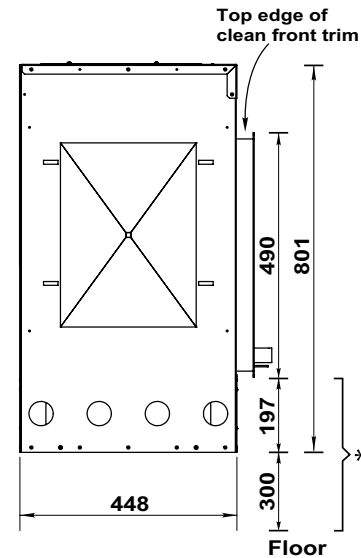
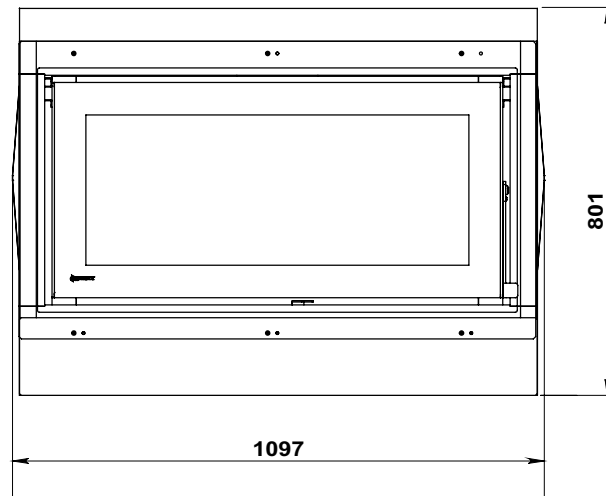
NOTE: This is a non-clean air model and can only be installed on properties over 2 hectares.



Technical Specifications (mm)

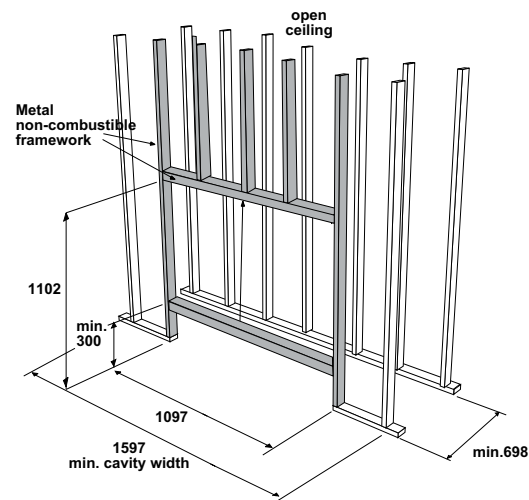
MONTROSE

MEASUREMENTS

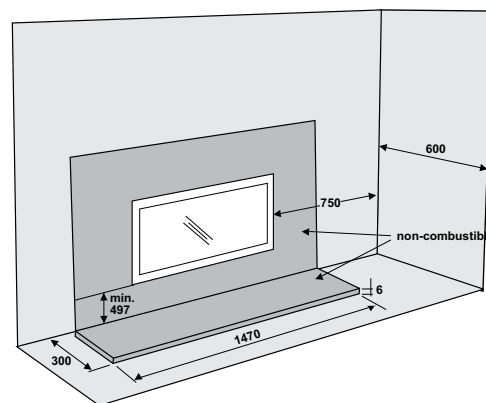


***NOTE:** Finishing material underneath clean front trim to floor includes base support of 300mm, therefore minimum 497mm is required.

FRAMING

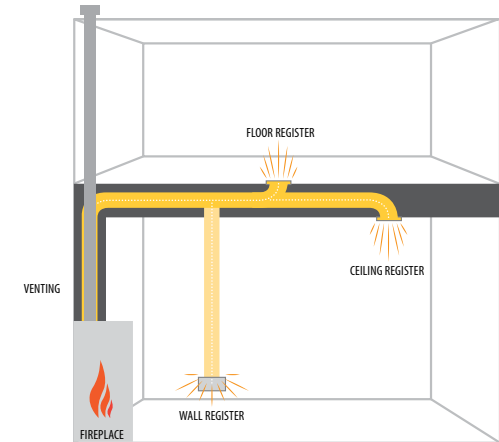


CLEARANCES



HEAT DISTRIBUTION

Increase the effectiveness of your fireplace by dispersing warm air from the fireplace to remote locations in the same room or other rooms in your home by using the heat distribution kit.



NOTE: Heating capacity and any burn times are a guide only and can be affected by some or all of the following examples: drafts under doorways or between floorboards, large glass areas not covered by heavy drapes/curtains, green, wet or damp wood, ceiling heights greater than 2.4 metres or cathedral type ceilings, poor or no insulation.

All product specifications are subject to change without notice. Before installing refer to the relevant product manual for full and up to date information. Product pictures are a guide only, all wood fires must be installed as per AS 2918 :2001. All Regency wood fires exceed stringent joint Australian and New Zealand Standards AS/NZS 4012/4013 (2014). Not all products are available at all outlets.

your Regency dealer

to find your nearest dealer visit:
www.regency-fire.co.nz
or call 0800 161 161

NZ Distributor:
Aber Holdings Ltd, Hamilton.