



flue systems guide

1st edition

Flue Systems Guide

Contents

Gas Fireplaces

GF1500 + GF1500LST	4
--------------------	---

Flueing options for vertical and horizontal applications

GF900	5
-------	---

Flueing options for vertical and horizontal applications

F33/F38/FG38	6
--------------	---

Flueing options for vertical application only

FG39	7
------	---

Flueing options for vertical and horizontal applications

Wood Fireplaces

Montrose	8
----------	---

Flue kit and components

Mansfield	9
-----------	---

Flue kit and components

Optional Installation Kit

Heat Distribution Kit	10
-----------------------	----

Flue kit components and ducting options



GF1500 + GF1500LST


Greenfire™ Extra Large Gas Fireplace + See-Through Gas Fireplace

The below flue systems, have been manufactured for use with the Regency GF1500 series of gas fireplaces. The flue systems have been tested in accordance with AS/NZS5601-2013 as suitable direct vent systems by the testing agency. To ensure correct and safe operation the kits must be installed as outlined in the installation instructions. 45° and 90° bends are available if required. Please see fire installation instructions for more details on maximum flue lengths, offsets and flue termination locations.

Note: It is the installer's responsibility to ensure the installation complies with local building codes.

RIGID FLUE KIT

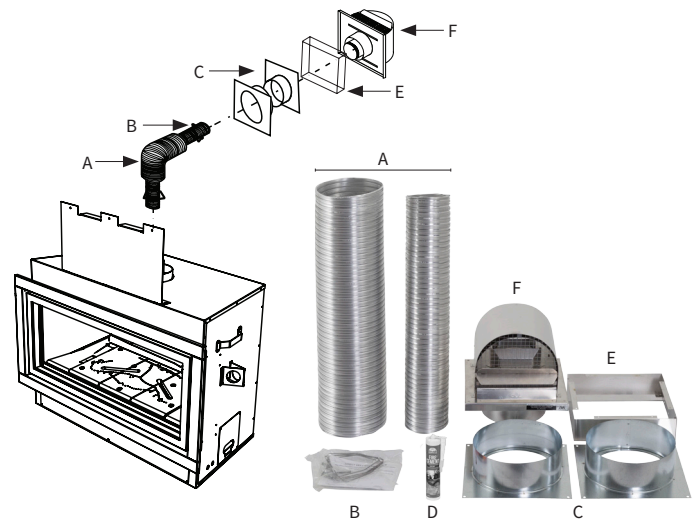
RGF275-946-686 (3.6m)



Description	
A	RGF275-024 Twin pack 2 x 125 Ø SS/200 Ø Galv x 1200 (mm)*
B	RGF275-025 Single pack 1 x 125 Ø SS/200 Ø Galv x 1200 (mm)*
C	RGF275-023 Stainless Steel Direct Vent Cowl*
D	RGF279-948-128 Flue Sealant 310ml*
E	RGF275-032 230mm Starting Collar*

FLEXI FLUE KITS

RGF275-946-615 (1.2m) RGF275-946-618 (1.8m) RGF275-946-616 (3m)



Description	
A	Aluminium Flexi Flue (1.2m, 1.8m, 3m options)
B	Flue Spaces
C	Wall Thimble
D	RGF279-948-128 Flue Sealant 310ml*
E	Weather Flashing
F	RGF275-946-623P GF1500 Astrocap*

OPTIONAL FLUE COMPONENTS

Image:	Description:	Product Code:
	Optional 45° Flue Bend	RGF275-946-688*
	Optional 90° Flue Bend	RGF275-946-689*
	Flue Guard	RGF275-946-506/P**

* Components can be purchased separately

** Available to purchase on request, not stocked

GF900


Greenfire™ Large Gas Fireplace

The below flue systems, have been manufactured for use with the Regency GF900 series of gas fireplaces. The flue systems have been tested in accordance with AS/NZS5601-2013 as suitable direct vent systems by the testing agency. To ensure correct and safe operation the kit must be installed as outlined in the installation and owner manual. 45° and 90° bends are available if required. Please see fire installation instructions for more details on maximum flue lengths and allowable offsets.

Note: It is the installers responsibility to ensure the installation complies with local building codes.

RIGID FLUE KIT

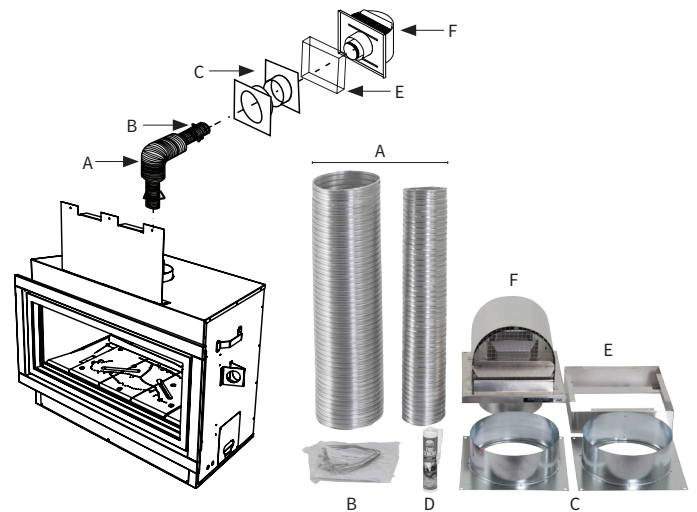
RGF275-946-640 (3.6m)



Description	
A	RGF275-026 Twin pack 2 x 100 Ø SS/175 Ø Galv x 1200 L (mm)*
B	RGF275-027 Single pack 1 x 100 Ø SS/175 Ø Galv x 1200 L (mm)*
C	RGF275-023 Stainless Steel Direct Vent Cowl*
D	RGF279-948-128 Gorilla Fire Sealant 310ml*

FLEXI FLUE KITS

RGF275-946-515 (1.2m) RGF275-946-516 (3m)



Description	
A	1 x 100 Ø SS/175 Ø Galv (mm) Flue
B	Flue Spaces
C	Wall Thimble
D	RGF279-948-128 Flue Sealant 310ml*
E	Weather Flashing
F	RGF275-946-523P GF900 Astrocap*

OPTIONAL FLUE COMPONENTS

Image:	Description:	Product Code:
	Optional 45° Flue Bend	RGF275-946-660*
	Optional 90° Flue Bend	RGF275-018*
	Flue Guard	RGF275-946-506/P**

* Components can be purchased separately

** Available to purchase on request, not stocked

F33/F38/FG38

Gas Freestanding Fireplaces

The below flue system has been developed for use with the Regency F33, F38 & FG38 gas freestanding fireplaces. We recommend that the minimum flue height of 3.6m is used. Installation must be performed by a licensed installer and must meet any relevant local building codes.

FG38: Has a built in down draft diverter and uses a 100mm natural draft flue with a separate outer liner.

Note: It is the installer's responsibility to ensure the installation complies with local building codes.

RIGID FLUE KIT

RGF275-946-630



Description	
A	2 x 150 Ø x 1200 L (mm) Black Outer Flue
B	3 x 100 Ø x 1200 L (mm) Stainless Steel Inner Flue
C	1 x 150 Ø x 1200 L (mm) Galvanised Outer Flue
D	Stainless Steel Direct B-Vent Cowl
E	RGF279-948-128 Gorilla Fire Sealant 310ml*
F	1 x 100 Ø x 150 L (mm) Black Starter Collar
G	Black Ceiling Ring

OPTIONAL FLUE COMPONENT

Image:	Description:	Product Code:
	Optional Flue Extensions (mm): 1 x 100 Ø SS/150 Ø Black x 1200 L	RGF275-004*

* Components can be purchased separately

FG39

Gas Freestanding Fireplace

These units use balanced flue technology. The inner flues take products of combustion to the outside, while the outer flue pipe draws combustion air into the combustion chamber eliminating the need to use heated room air for combustion and losing warm air up the chimney. These fluing systems are engineered products that have been designed and tested for use with these appliances. Installation must be performed by a licensed installer and meet any relevant local building codes. For more information see the manufacturers instructions.

Note: It is the installer's responsibility to ensure the installation complies with local building codes.

RIGID FLUE KIT

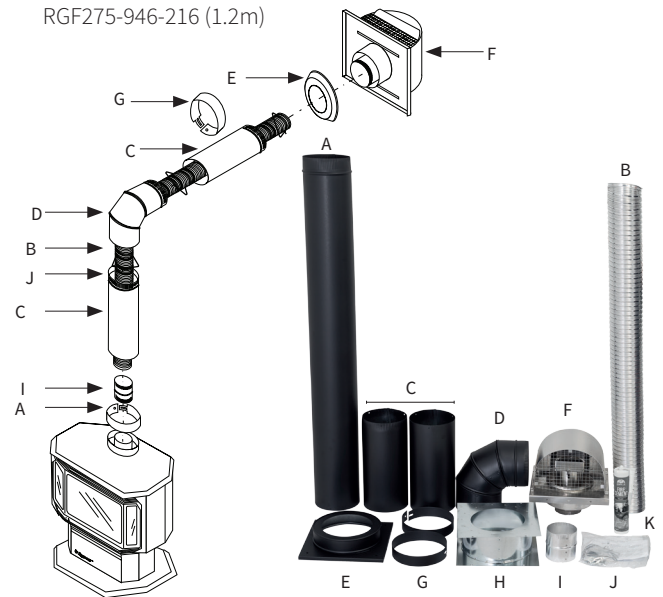
RGF275-946-632 (3.6m)



Description	
A	3 x 173 Ø x 900 L (mm) Black Outer Flue
B	1 x 173 Ø x 900 L (mm) Galvanised Outer Flue
C	4 x 100 Ø x 900 L (mm) Galvanised Inner Flue
D	Stainless Steel Direct Vent Cowl
E	RGF279-948-128 Gorilla Fire Sealant 310ml*
F	Black Ceiling Ring

FLEXI FLUE KITS

RGF275-946-216 (1.2m)



Description	
A	1 x 175 Ø x 1200 L (mm) Black Outer Flue
B	1 x 100mm Ø Flexi Inner Liner
C	2 x 175 Ø x 314 L (mm) Black Outer Flue
D	1 x 90° Rigid Elbow
E	Black Wall Trim Plate
F	Astrocap
G	Flue Trim Collars
H	Wall Thimble
I	100mm Adaptor
J	Flue Spacer Springs
K	RGF279-948-128 Flue Sealant 310ml*

OPTIONAL FLUE COMPONENTS

Image:	Description:	Product Code:
	Optional Flue Extensions (mm): 173 Ø x 1200 L (mm) Black Outer Flue	RGF275-001*
	Optional Flue Extensions (mm): 173 Ø x 1200 L (mm) Galv Outer Flue	RGF275-008*

* Components can be purchased separately

Montrose™ L850B

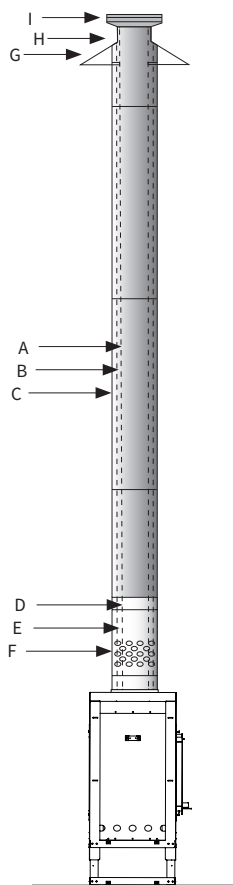
Contemporary Wood Fireplace

The below flue system has been developed for use with the Regency Montrose™ wood fireplace. Mixing flue components from different sources or modifying the written specification in any way may result in hazardous conditions. Where such action is considered the distributor should be consulted in the first instance. Minimum flue length is 4.2m triple skin flue with approved cowling. Please read and refer to the installation instructions for appliance and flue preparation.

Note: It is the installer's responsibility to ensure the installation complies with local building codes.

RIGID FLUE KIT

RGF275-946-750 (3.6m)



Description	
A	150 Ø x 1200 L (mm) Stainless Steel Flue
B	200 Ø x 1200 L (mm) Galvanised Steel Flue
C	250 Ø x 1200 L (mm) Outer Flue
D	150 Ø x 600 L (mm) Stainless Steel Flue
E	200 Ø x 600 L (mm) Flue Starter Transition
F	250 Ø x 600 L (mm) Outer Flue Starter Transition
G	Stainless Steel Top Spider Spacer
H	Stainless Steel Top Hat
I	Stainless Steel Top Cowl
J	RGF279-948-128 Gorilla Fire Sealant 310ml*

OPTIONAL FLUE COMPONENTS

Image:	Description:	Product Code:
	Optional Outside Air Kit	RGF275-946-593*
	4.5 m L x 150 mm Ø Ducting	RGF275-946-596*

* Components can be purchased separately

Mansfield™


Non-Clean Air Large Wood See-Through Fireplace

The below flue system has been developed for use with the Regency Mansfield™ non-clean air large wood see-through fireplace. Mixing flue components from different sources or modifying the written specification in any way may result in hazardous conditions. Where such action is considered the distributor should be consulted in the first instance. Minimum flue length is 4.2m triple skin flue with approved cowl. Please read and refer to the installation instructions for appliance and flue preparation.

Note: it is the installer's responsibility to ensure the installation complies with local building codes.

RIGID FLUE KIT

RGF275-946-759 (3.6m)



OPTIONAL FLUE COMPONENTS

Image:	Description:	Product Code:
	Optional Outside Air Kit	RGF275-946-593*
	4.5 m L x 150 mm Ø Ducting	RGF275-946-596*

* Components can be purchased separately

Heat Distribution Kit

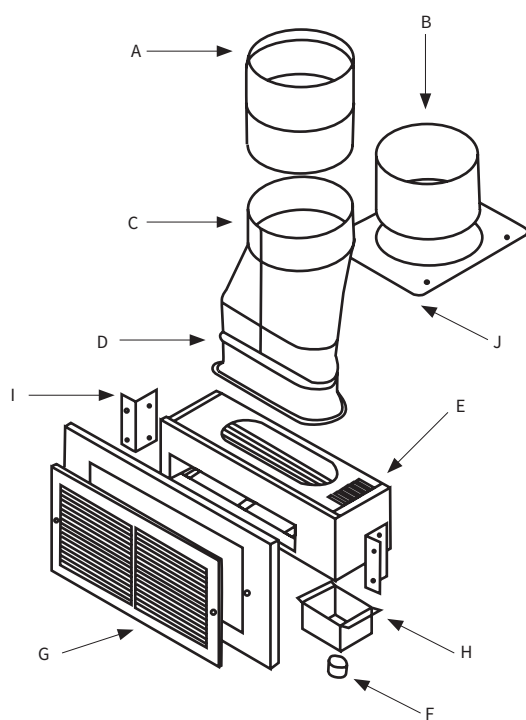
Optional Kit suitable for GF1500, GF900, Montrose & Mansfield

The below system increases the effectiveness of your fireplace by dispersing warm air from the fireplace to remote locations in the same room or other rooms in your home. The maximum length of duct for efficient performance is 9 metres. The Kit does not include flexi ducting which is available separately.

Note: It is the installer's responsibility to ensure the installation complies with local building codes.


HEAT DISTRIBUTION KIT

RGF268-946-591



Description	
A	RGF948-357 150 Ø mm Adaptor*
B	RGF946-000 Duct Flange Collar*
C	RGF946-002 Round to Oval Adaptor*
D	RGF946-001 Duct Flange (Fan Motor Duct Flange)*
E	RGF910-169P Replacement Fan Motor*
F	RGF904-687 Cable Connector Clamp*
G	RGF946-005-AWT Wall Adaptor Plate & Side Grill (White)*
H	RGF946-004 Junction Wall Box*
I	RGF946-007 Angle Brackets*
J	RGF946-093F Duct Mounting Plate*

EXTRA FLUE COMPONENT

Image:	Description:	Product Code:
	4.5 m L x 150 mm Ø Ducting	RGF275-946-596*

* Components can be purchased separately

Notes



Regency products are distributed by:
Aber Holdings Ltd T/A Aber,
17 Mainstreet Place, Te Rapa, Hamilton 3200
Free Phone: 0800 161 161
Free Fax: 0800 163 163
www.aber.co.nz

4714-06/17

www.regency-fire.co.nz